



MANUALE UTENTI

BOX KLIMAKLAMP® UTENSILI E RACCORDI

(Versione BASIC)

KK-BOX-BSC-000



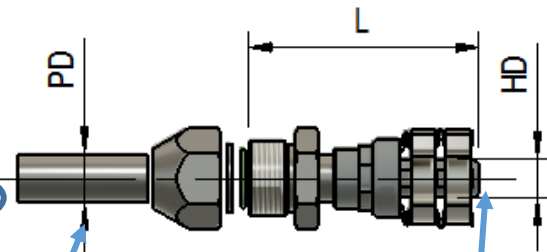


Contenuto BOX		
Descrizione	Codice	Q.tà (pz)
Tagliatubi a rullino	P-CUT-000	1
Sbavatore per tubi rigidi	SBV-001	1
Pinza chiusura fascette standard (Basic)	PLIERS-001-01	1
Taglierina per tubi in gomma (Basic)	H-CUT-001	1
Kit di ricambi di servizio (Basic)	SERV-KIT-001	1
Raccordo KlimaKlamp® dritto 06	20M3600C0606	2
Raccordo KlimaKlamp® dritto 08	20M3600C0808	1
Raccordo KlimaKlamp® dritto 10	20M3600C1010	1
Raccordo KlimaKlamp® dritto 12	20M3600C1210	1
Raccordo KlimaKlamp® curva 45° - 08	20M3640C0808	1
Raccordo KlimaKlamp® curva 45° - 10	20M3640C1010	1
Raccordo KlimaKlamp® curva 45° - 12	20M3640C1210	1
Raccordo KlimaKlamp® curva 90° - 08	20M3690C0808	1
Raccordo KlimaKlamp® curva 90° - 10	20M3690C1010	1
Raccordo KlimaKlamp® curva 90° - 12	20M3690C1210	1
Tubo flessibile in gomma 06 (1 m)	FG100DN08-01000	1
Tubo flessibile in gomma 08 (1 m)	FG100DN10-01000	1
Tubo flessibile in gomma 10 (1 m)	FG100DN13-01000	1
Tubo flessibile in gomma 12 (1 m)	FG100DN16-01000	1


MADE IN ITALY



PD (mm)	HD		Codice Raccordo	
	Dash Tubo Hose Dash	Size Tubo [mm] Hose Size [mm]		Size Tubo [in] Hose Size [in]
9.5÷10	06	7,5 ÷ 8,5	5/16"	20M3600C0606
12÷12.7	08	9,5 ÷ 10,5	13/32"	20M3600C0808
15.8÷16	10	12,5 - 13,5	1/2"	20M3600C1010
15.8÷16	12	15,5 ÷16,5	5/8"	20M3600C1210



Disassembling:



Per il Tutorial Completo Contattare: info@flexingroup.com
 For a Complete Tutorial Please Contact: info@flexingroup.com